Flexbox Cheatsheet Cheatsheet

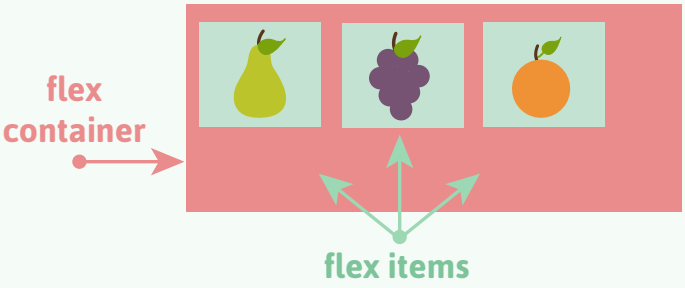

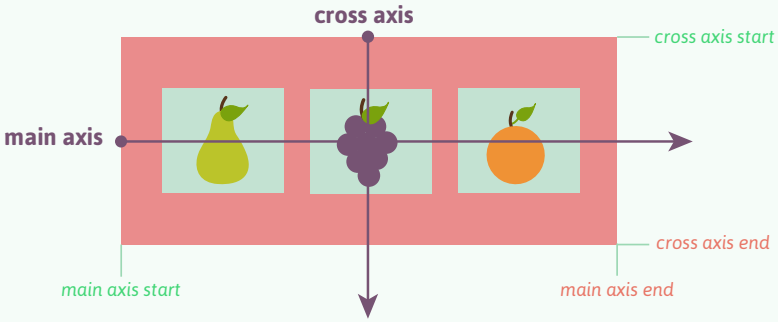

To activate powers

`display: flex;` on flex **container**

Do you want rows or columns?

rows

`flex-direction: row;` on **container**

OR

`flex-direction: row-reverse;` on **container**

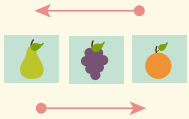

columns

`flex-direction: column;` on **container**

OR

`flex-direction: column-reverse;` on **container**

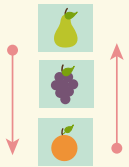

Do you want these items located at the beginning of the main axis?

YES, beginning

OK, default value has you covered.

`justify-content: flex-start;` on container



NO, other

OK, use one of these:

`justify-content: flex-end;` on container



OR

`justify-content: center;` on container



OR

`justify-content: space-between;` on container



OR

`justify-content: space-around;` on container



Do you want the items on one line or to move to another when adjusting viewport?

one line

OK, default value has you covered.

`flex-wrap: nowrap;` on container



move to another

OK, use one of these:

`flex-wrap: wrap;` on container

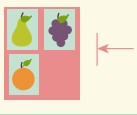

OR

`flex-wrap: wrap-reverse;` on container

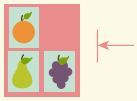

How do you want these items laid out on the cross axis?

stretched

OK, default value has you covered.

`align-items: stretch;` on **container**



not stretched

OK, use one of these:

`align-items: flex-start;` on **container**



OR

`align-items: flex-end;` on **container**



OR

`align-items: center;` on **container**



OR

`align-items: baseline;` on **container**

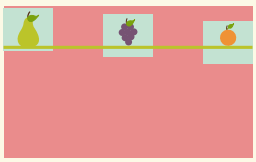

If you have multiple lines of content, how do you want this aligned?

stretched

OK, default value has you covered.

`align-content: stretch;` on container



not stretched

OK, use one of these:

`align-content: flex-start;` on container



OR

`align-content: flex-end;` on container



OR

`align-content: center;` on container



OR

`align-content: space-between;` on container



OR

`align-content: space-around;` on container



Do you want to change the order of the items?

NO

Awesome, don't do anything. That was easy.

YES

OK, use this:

`order: <whole number>;` on **item**

Do you need some items to grow if necessary?

NO

Awesome, don't do anything. That was easy.

YES

OK, use this:

`flex-grow: <whole number>;` on **item**

Do any of these items need to be aligned differently than the others?

NO

OK, you're done. That was super easy.

YES

OK, use these:

`align-self: flex-start;` on **item**



OR

`align-self: flex-end;` on **item**



OR

`align-self: center;` on **item**



OR

`align-self: baseline;` on **item**